
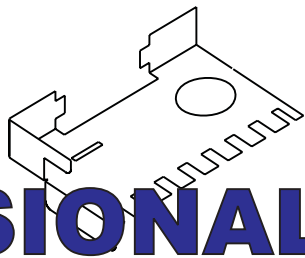


FAB PROFESSIONAL

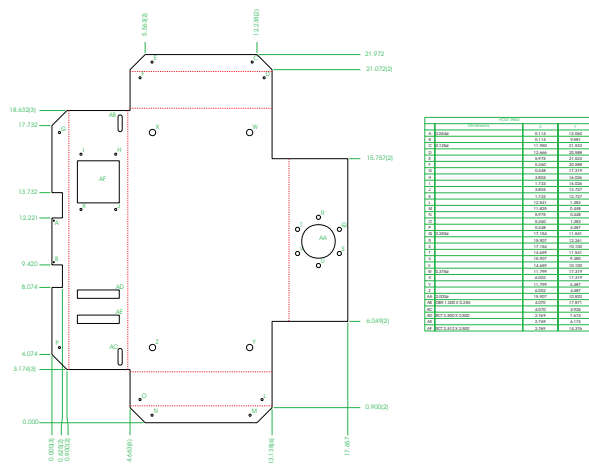
Sheet Metal CAD/CAM



SS-Design is a comprehensive 2-D and 3-D design interface that dramatically increases the productivity of the typical sheet metal designer over the use of a conventional CAD system. Available as an add-on to AutoCAD or as a stand-alone solution, SS-Design provides the sheet metal design tools not found in conventional CAD systems. This includes time saving commands for notching, tabs and holes, as well as fully automatic dimensioning and an advanced Bill of Materials system. SS-Design comes standard with any other Fab Professional module purchased or it can be purchased independently.

Sheet Metal Part Design

SS-Design provides many advanced design utilities to expedite the creation of 2-D and 3-D sheet metal parts. Flanges, notches, tabs, etc. are generated with minimal effort through the user-friendly Windows design interface. Standard holes such as slots, radius rectangles, keyed holes and D-holes are precisely created with a few simple clicks of the mouse. And all design commands include a user library in which company standards are easily stored and retrieved!




Automatic Dimensioning

SS-Design includes an ordinate dimensioning system that truly automates the dimensioning of flat parts. Dimension variables controlling such features as hole chart representation, dimensioning scales, descriptions, sort orders, etc., can all be established and saved in the Auto Dimension Library with a user-specified name. This allows dimension parameters to be established one time for a specific customer or job and then retrieved by name in the future!

Drawing Verification System

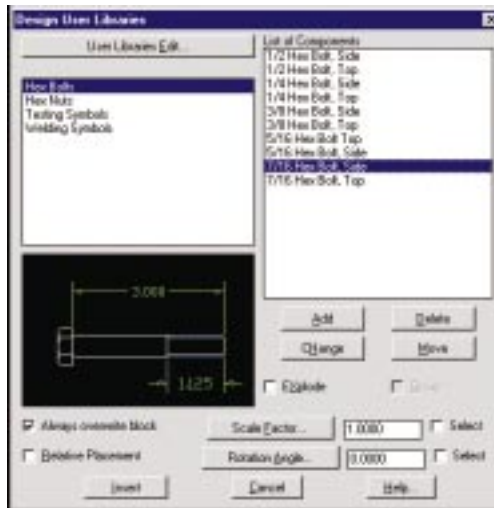
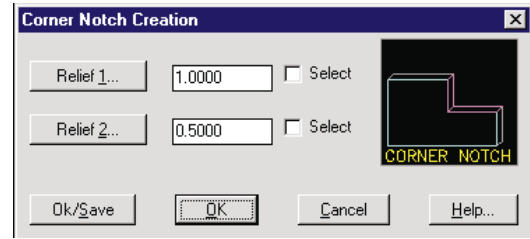
Often drawings aren't quite as "clean" as you would like. Either through drawing or translation error, they often include problem areas such as overlapping and duplicate lines, endpoints that don't connect, arcs that aren't tangent, and geometry out of plane. And of course, you have little control of the drawings you receive from your customers. SS-Design includes an advanced set of tools to address these problems and more, automatically "cleaning" the geometry and restoring its integrity. This is necessary for more advanced features such as unfolding and tool path creation.



SS-DESIGN

Parametric Design & Modification

SS-Design includes parametric design and modification commands that can dramatically reduce design and edit times. If a dimension on a notch changes, simply select the *Auto Modify* command and touch the notch. A dialog appears allowing you to change the notch dimensions. The notch is automatically updated. Need to adjust the size of a hole? Simply touch the hole and select the new size!



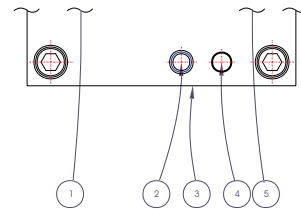
Drawing Standardization

SS-Design includes many features to help your organization standardize drawing practices. SS-Design User Libraries allow standard drawings to be saved in a central library to be shared by multiple users across a network. An advanced drawing border system lets you create your own "intelligent" drawing borders to be used by your entire company or a single department. A Drawing History section allows you to save notes with your drawing that can be read by other designers. And many components of the drawing, such as dimensions and centerlines, are automatically placed on their own layers, layers that you previously established as the standard for your company or for a specific customer!

Bill of Materials System

SS-Design includes a Bill of Materials system to generate a complete stock list with reference balloons. Simply select the component to be included and a dialog appears allowing pertinent data to be entered. Each stock list entry is neatly positioned and maintains a link its corresponding reference balloon. You maintain full edit capability of the bill of materials to add or remove components, and dynamically modify data. Data can be edited by selecting the stock list entry or the associated balloon.

DET.	REQ.	DESCRIPTION	MATL.	SH1
1	1	5/16-18 UNC S.H.C.S. x 1.25	PUR	1
2	1	DIE SET 5 1/2"x5 1/2"D=1 3/4"P=1 1/4"	PUR	1
3	1	DIE BLOCK 5.0000 x 5.0000 x 1.0000	D-2	1
4	2	3/8" Dowel x 1.250	PUR	1
5	3	3/8-16 UNC S.H.C.S. x 1.250	PUR	1
6	4	5/16-18 UNC S.H.C.S. x 0.875	PUR	1
7	1	PUNCH RETAINER 5.0000 x 5.0000 x 0.7500	D-2	1
8	1	STRIPPER 6.6369 x 4.0469 x 0.7500	D-2	1
9	2	5/16" Dowel x 1.000	PUR	1



For additional information on SS-Design or any of the Fab Professional sheet metal manufacturing products, call Striker Systems at:

1-800-950-7862



Division of Computer Design, Inc.
P.O. Box 41 • White House, TN 37188